

Social Studies 4

Puerto Rico Textbook

Social Studies 4, part of the **Bridge to Social Studies** series, is a collective effort conceived, designed, and created for Ediciones Santillana by the following team:

Content Director:
Mayra Méndez Barreto

Executive Editor:
Susan E. Díaz Boria

Editor:
Yamilet Soto Colom

Contributing Writers:
María Mercedes Benito

Translators:
Gabriel Laporte
María Victoria Ratcliff

Proofreading:
Ediciones Santillana Puerto Rico
Karenin Biaggi

EJEMPLAR DE MUESTRA
PROHIBIDA SU VENTA

SANTILLANA

The graphic design, page layout, and illustrations were created by the following team:

Art Director:
Cristino D. Correa Sierra

Design and Page Layout:
Jamillette E. Blanco Muriente
Beatriz Rodríguez Torres

Cover Art and Design:
Cristino D. Correa Sierra

Chief Operating Officer:
Hugo Medina Paz

Production:
Luis D. Santos Coss

Photographs:
Archivo Santillana Puerto Rico; Donna Beeler / Shutterstock.com, Everett Historical / Shutterstock.com, Marques / Shutterstock.com, Nick Fox / Shutterstock.com, Everett Historical / Shutterstock.com, bellena / Shutterstock.com, a katz / Shutterstock.com, Alfred Wekelo / Shutterstock.com, Gil.K / Shutterstock.com; www.shutterstock.com, www.wikipedia.com

©2017 - Ediciones Santillana Inc.
1506 Roosevelt Avenue
Guaynabo, P.R. 00968
www.santillanapr.com
PRODUCED IN PUERTO RICO

Printed in: Puerto Rico
Printed by: Santillana
ISBN: 978-1-61875-628-2

EJEMPLAR DE MUESTRA
PROHIBIDA SU VENTA

All rights reserved. No part of this publication may be reproduced or transmitted in any form or by any means, electronic or mechanical, including photocopying, recording, or by any other information storage or retrieval system, without written permission from Ediciones Santillana, Inc.

Ediciones Santillana has made every effort to locate the copyright holders of all copyrighted material in this book and to make full acknowledgement for its use. The publisher apologizes for any errors or omissions and would be grateful if notified of any corrections that should be incorporated in future reprints or editions of this book.

Your Textbook

Social Studies 4, part of the **Bridge to Social Studies** Series, will help you understand how the world around us has changed, and to comprehend what the concepts of past, present and future are. You will learn the significance of ethics and values in society, as well as of civics education. Additionally, the content will help you value our natural and social environment, and to take responsibility for the effect that our actions have on it. You will also learn about Puerto Rico's history and will identify the most important aspects of the Puerto Rican culture.

EJEMPLAR DE MUESTRA
PROHIBIDA SU VENTA

Know Your Textbook

Chapter Opening

The opening provides a brief description, a central image and the questions *Review* and *Think About It*. The opening sparks interest and activates previous knowledge and experiences. It also aids in content predictions, which stimulate a connection with the text. In this way reading comprehension is encouraged.



Content Pages

The content is presented in a simple and clear manner and includes relevant images allowing full understanding of the text. The lessons include activities that promote reading comprehension, reflection, analysis and research. Main concepts are highlighted in **blue**, and can also be found in the Glossary at the end of the textbook which you can access whenever you need to review a definition.

© SANTILLANA

Special Topics

Citizens of the World

In each chapter you will find the section *Citizens of the World*. This section provides information on cultural diversity to promote coexistence between different cultures, while learning about societies in other countries.

I Am Part of History

Each chapter includes an activity for you to develop historical thinking skills. Through these skills you will learn to analyze, research, argue, contextualize, validate, compare, interpret, synthesize, periodize, and evaluate the causes and effects of processes, situations and historical events.

Earth Science

This section presents concepts of geography and their connection to the study of history and other disciplines. You will implement the topic presented through the activities.

Checking Understanding

At the end of each chapter, you will find additional activities so you can review what you have learned. *I Understand* includes activities that allow you to self-evaluate your progress, reflect on your learning style, apply your knowledge, and identify what can be improved.









EJEMPLAR DE MUESTRA
PROHIBIDA SU VENTA

SANTILLANA COMPARTIR

© SANTILLANA

Workshop: Social Studies in Action!

1 Civic Education

This workshop presents an everyday life situation that poses a problem that needs solving. Activities include reflection questions related to the situation about your ideas and actions, as well as questions to guide you in the suggestion of solutions. Also, the values that you will work with in each workshop are identified.

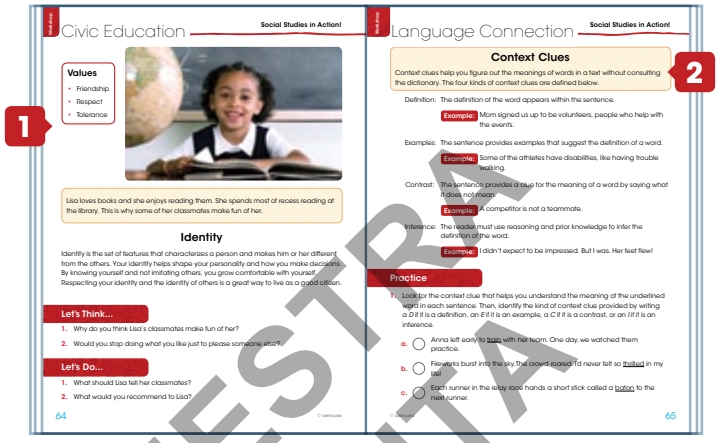

2 Language Connection

The purpose of this section is to integrate Social Studies and Language Arts. This workshop provides a brief explanation of grammatical concepts, spelling, writing, and vocabulary. It also includes practice activities.

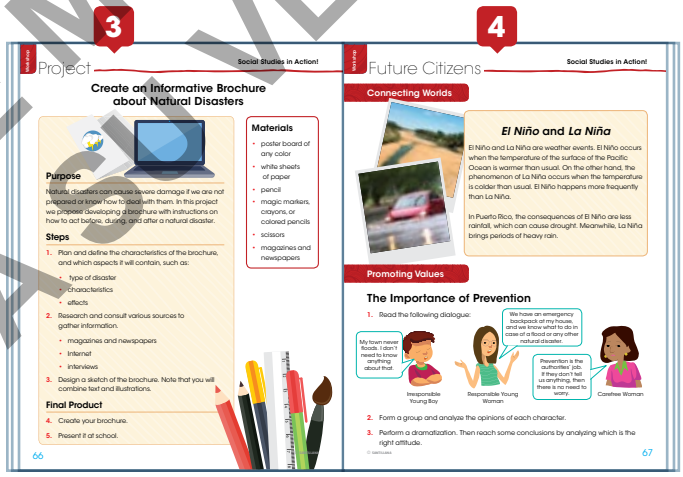

3 Project

Through the *Project* workshop you will conduct research on a specific topic. The activities will direct you to collect information so you can reach your own conclusions and findings.

4 Future Citizens

In this workshop, you will develop Social Studies skills while learning to be better prepared for life through the practice of values.

5 Connecting Knowledge

This section allows you to evaluate your learning process as you integrate what you have studied in previous chapters. The activities reinforce the concepts and fundamental skills presented in each lesson.

EJEMPLAR DE MUESTRA
PROHIBIDA SU VENTA

Table of Contents

Chapter 1 **We Are Part of Society** 10 - 27

Earth Science 24
Time and History
Checking Understanding 26

Chapter 2 **History and Society** 28 - 45

Earth Science 42
Geography and History
Checking Understanding 44

Chapter 3 **Getting to Know Planet Earth** 46 - 63

Earth Science 60
Physical Maps
Checking Understanding 62

Workshop **Social Studies in Action!** 64 - 69

Civic Education 64
Language Connection 65
Project 66
Future Citizens 67
Connecting Knowledge 68

Chapter 4 **The Puerto Rican Landscape** 70 - 87

Earth Science 84
Human-Environment Interaction
Checking Understanding 86

EJEMPLAR DE MUESTRA PROHIBIDA SU VENTA

© SANTILLANA

Chapter 5 **Protecting the Environment** 88 - 105

Earth Science 102
Place
Checking Understanding 104

Chapter 6 **The First Social Groups** 106 - 123

Earth Science 120
Movement
Checking Understanding 122

Workshop **Social Studies in Action!** 124 - 129

- Civic Education 124
- Language Connection 125
- Project 126
- Future Citizens 127
- Connecting Knowledge 128

Chapter 7 **The Exploration Era** 130 - 147

Earth Science 144
Location
Checking Understanding 146

Chapter 8 **The Spanish Conquest of Borikén** 148 - 165

Earth Science 162
Region
Checking Understanding 164

EJEMPLAR DE MUESTRA
PROHIBIDA SU VENTA

© SANTILLANA

Chapter 9 **Africa and Puerto Rico** 166 - 183

Earth Science 180
Cartography
Checking Understanding 182

Workshop **Social Studies in Action!** 184 - 189

- Civic Education 184
- Language Connection 185
- Project 186
- Future Citizens 187
- Connecting Knowledge 188

Chapter 10 **The Spanish Empire in Puerto Rico** 190 - 207

Earth Science 204
The Hemispheres
Checking Understanding 206

Chapter 11 **The United States Expansion** 208 - 225

Earth Science 222
The Coordinates
Checking Understanding 224

Chapter 12 **The Government's Duties** 226 - 243

Earth Science 240
A Chronology
Checking Understanding 242

EJEMPLAR DE MUESTRA
PROHIBIDA SU VENTA

© SANTILLANA

Workshop **Social Studies in Action!** 244 - 249

- Civic Education 244
- Language Connection 245
- Project 246
- Future Citizens 247
- Connecting Knowledge 248

Chapter 13 **Economy and Society** 250 - 267

Earth Science 264
The World Map
Checking Understanding 266

Chapter 14 **Our Cultural Identity** 268 - 285

Earth Science 282
Geography and Technology
Checking Understanding 284

Chapter 15 **From Puerto Rico to the World** 286 - 303

Earth Science 300
Population Density
Checking Understanding 302

Workshop **Social Studies in Action!** 304 - 309

- Civic Education 304
- Language Connection 305
- Project 306
- Future Citizens 307
- Connecting Knowledge 308

Glossary ..... 310 Appendix ..... 324 Maps 327

EJEMPLAR DE MUESTRA
PROHIBIDA SU VENTA

© SANTILLANA

1

We Are Part of Society

The development of a child in a society is very important. Yours should be filled with values so that you can contribute positively to society. Throughout this chapter you will be able to understand how your development, as an individual who is part of society, should be. You will learn what you can do to contribute to society as well as how to solve problems to achieve a better coexistence.

EJEMPLAR DE MUESTRA
PROHIBIDA SU VENTA

Review

1. What is self-concept?
2. What is self-esteem?
3. Why is it convenient to control our emotions?

Think About It

1. What allows us to properly interact with others?
2. How I can solve problems properly?
3. Why do children have rights within society?

© SANTILLANA

EJEMPLAR DE MUESTRA
PROHIBIDA SU VENTA

I Accept Myself as I Am

Each one of us has characteristics that make us unique and different. We determine our characteristics and, therefore, develop a self-image that is called **self-concept**. In order to form our self-concept, we must know the following: our physical appearance, our strengths and weaknesses, our feelings and emotions, and our social skills.

Self-esteem is the ability we have to get to know ourselves, and accept ourselves as we are. To maintain a healthy self-esteem, we must follow these tips:

- Cultivate positive thoughts and feelings about ourselves.
- Avoid comparing ourselves to others, as we are unique and have different characteristics.
- Always keep in mind that if something goes wrong, we should not blame ourselves. Remember that everyone makes mistakes.

Citizens of the World

The great cultural diversity of the world makes way for varied ways of thinking. Therefore, we must have a tolerant attitude towards others. We must respect people, no matter their age, gender, economic status or social group. By being tolerant, we avoid conflicts and can reach peaceful agreements.

EJEMPLAR DE MUESTRA
PROHIBIDA SU VENTA

I like how I am.

© SANTILLANA

We all experience **emotions**. Knowing how to express and properly handle emotions allows us to feel well and to create better relationships with others. There are intense emotions (anger, anxiety, etc.) that you must learn to handle.

Developing our self-concept (an accurate image of ourselves), our self-esteem (accepting and valuing who we are) and learning to control our emotions helps us feel well and it allows us to interact properly with others.

Practice

1. Complete:
   - My name is _____.
   - I am good at _____.
   - It is difficult for me to _____.
   - When I achieve something _____.
   - When I encounter an obstacle, _____.

2. Explain the importance of knowing and valuing your own characteristics and abilities.

_____

_____

_____

3. Analyze and discuss with a classmate: is it really necessary to manage our intense emotions? If we are not able to, how would that affect our relationships with others? Which actions should we take in order to control intense emotions?

EJEMPLAR DE MUESTRA PROHIBIDA SU VENTA

1 The Place I Hold in Society

It's important to help out at home.

Being respectful guarantees a peaceful coexistence among people.

EJEMPLAR DE MUESTRA
PROHIBIDA SU VENTA

Coexistence

Society is formed by a group of people living under common rules. It is also organized to cooperate in order to achieve a good living situation. **Coexistence** is living in harmony with other people. There are different institutions in society, such as familiy, school, and the greater community. Which roles do you have within them?

Every family is different. Some have many members; others, a few. They all have one thing in common: bonds of love and kinship that unite their members. To coexist harmoniously, each member of a family must do their part. Remember to practice these three rules:

- **Collaborate** in keeping all environments you participate in clean and tidy.
- **Care** for the things in your home, and use resources responsibly.
- **Share** what you have and what you know with your siblings and parents.

© SANTILLANA

The school community is largely formed by students. It also includes teachers, the administrative staff, the maintenance staff, and parents.

You, as a student, are entitled to receive a good education and respectful treatment, to freely express your opinions and desires, etc. Your **main duties** are to study, to respect your teachers, peers and all the staff, to meet the standards of coexisting and participating in school activities.

We are part of our school community.

Practice

1. Make a list of responsibilities that each of your family members has. Compare it with a classmate and highlight similarities and differences.

Family member	Chore

2. Mark with an X the correct alternative.

	Yes	No
It is my duty to study.		
It is my duty to comply only with what my friends ask of me.		
I can express my opinions freely.		
I must respect the school community.		

EJEMPLAR DE MUESTRA PROHIBIDA SU VENTA

© SANTILLANA

1 I Contribute to Society

You can help in the development of a better society.

Elderly people appreciate your help.

EJEMPLAR DE MUESTRA
PROHIBIDA SU VENTA

How Can You Contribute?

By helping each other, we collaborate with the development of a better society. Offering help to those in need makes us feel good. Working together, we achieve a better Puerto Rico. What can you do to contribute to society? Form a group in your school to collect food, clothing, and personal hygiene products for delivery to the homeless. Also, gather recyclable items in your home and in your school. You could also make a group to clean up the beach. These activities do not require much effort, but collaborating in them creates a positive change in society.

It is the duty of this generation to leave a healthy natural environment for the ones to come. It is also our responsibility to protect other species in their habitats. Therefore it is necessary to use natural resources wisely.

I Am Part of History

Compare and Interpret

Search on the Internet for a local organization or entity that works for the conservation of the environment. Investigate in which year it was formed and why. Compare the land in Puerto Rico before to how it is today. Have there been many changes?

© SANTILLANA

It is the responsibility of every citizen to protect the environment. If we keep our island clean, we can better enjoy it. More so, we care for future generations.

We can volunteer in aid organizations.

Aid Organizations

In Puerto Rico, there are many organizations working for the welfare of all. Some have been created to protect the rights of children, women, and the elderly. Some are dedicated to safeguard the rights of people with disabilities, while others fight for the rights of workers. There are some organizations dedicated to protecting the rights of the homeless. Others are dedicated to protect the environment and animals.

EJEMPLAR DE MUESTRA
PROHIBIDA SU VENTA

Practice

1. Answer:

   a. What do you believe would happen if we did not protect the environment?

2. Reflect:

   a. How would you convince others to visit an elderly center?

1 We Solve Conflicts Peacefully

Solving conflicts allows us live in peace and harmony with others.

EJEMPLAR DE MUESTRA
PROHIBIDA SU VENTA

Conflict Resolution

People are in constant contact with one another. This means we must develop social skills and learn to solve conflicts maturely and carefully, in an amicable way, in order to ensure a harmonious coexistence.

Social skills are behaviors that allow us to interact properly with others. Some of the most important skills are:

- Working in teams and resolving conflicts.
- Listening and learning to communicate effectively.
- Expressing emotions correctly.
- Respecting rules.

© SANTILLANA

Negotiation is a method to solve conflicts peacefully by following these steps:

1. First, it's important to define the conflict. It is recommended to listen respectfully to the views of the other person to determine the problem.
2. Then, both parties must propose alternative solutions.
3. Afterwards, you must choose the most reasonable alternative and implement it.
4. Finally, we must respect and comply with the agreements.

The best way to resolve conflicts is following the steps of negotiation.

Communication is crucial for negotiations.

EJEMPLAR DE MUESTRA
PROHIBIDA SU VENTA

Practice

1. Explain how you would solve the following situation applying the steps of negotiation:

   a. Alicia lent her notebook to Emilia, who returned it with some crumpled pages and unwanted drawings. Alicia is upset and wants Emilia to buy her a new notebook, but Emilia has no money.

2. Discuss. What is the latest conflict that happened in your classroom? Who originated it? Did you apply the steps of negotiation? What agreements were reached?

1 Children's Rights

It is our duty to respect others

You have the right to affection and protection.

Why Are Children's Rights Important?

Children make up a special group in society because as they grow up they need to be guided and protected by adults until they can fend for themselves. For this reason, they need special rights.

In 1989, the countries of the General Assembly of the United Nations signed the **Convention on the Rights of the Child**. Thus, governments pledged to protect the rights of children and to ensure the satisfaction of their basic needs. The rights are for all children, no matter their gender, origin, language or religion.

We All Have Rights and Duties

On December 31, 1998, the **Children's Bill of Rights** was adopted. For the first time, Puerto Rican children were recognized under this law. Other rights as members of a family and a community were also recognized.

EJEMPLAR DE MUESTRA
PROHIBIDA SU VENTA

© SANTILLANA

Children's Rights and Duties	
Rights	**Duties**
• To be loved and protected • To be heard • To have a balanced diet • To healthcare • To an education • To play, rest, and have fun	• Respect public and private property • Listen to others carefully • Respect others as they are • Help in household chores • Complete school homework

Practice

1. Match each child's right to the illustration it represents.

a. The right to an education →

b. The right to a balanced diet →

c. The right to healthcare →

d. The right to express their opinion →

EJEMPLAR DE MUESTRA
PROHIBIDA SU VENTA

Tolerance consists of accepting others.

EJEMPLAR DE MUESTRA
PROHIBIDA SU VENTA

Respect and Tolerance

Respect is the attitude of appreciation and consideration towards others and ourselves. Perhaps you've heard the expression "How disrespectful!". Respect is a value that goes hand in hand with tolerance. When you are tolerant of others, you are showing respect. For example, respecting other people's ideas, beliefs or practices when they are different or contrary to your own. When you do not accept or are toleratant of the ideas of others, when you yell at someone, when you do not obey your parents or teachers, you're not showing respect.

Tolerance is to accept other people's ways of acting, thinking and feeling, even if they are different from yours. Tolerance is a value that consists of respecting the differences of others and how they act. *Being tolerant*

© SANTILLANA

means recognizing and respecting the freedom and the rights of others. This is essential to achieve a peaceful coexistence. A tolerant person promotes living in peace and accepts others as they are. Tolerance is one of the values that guarantee mutual respect.

If we practice these values, we are contributing to a better quality of life.

We value our parentes when we respect them.

Practice

1. Reflect:

   Do you play and share things in the same way with all your friends? Why or why not? Do you accept and respect all your family members, friends and classmates? Why or why not?

2. Look for five synonyms of the word *tolerance* in the dictionary.

   a. _____

   b. _____

   c. _____

   d. _____

   e. _____

3. Mark with an X the alternatives that shows respect.

	Yes	No
I turn away and give my back to the school principal when he speaks to me.		
I open the door for a lady who is in a wheelchair.		
I allow my friends to freely express their opinions.		
I listen to the lady who cleans the school's bathroom.		

EJEMPLAR DE MUESTRA
PROHIBIDA SU VENTA

© SANTILLANA

EJEMPLAR DE MUESTRA
PROHIBIDA SU VENTA

Time and History

Historians dedicate their lives to researching, analyzing, and interpreting history. Knowing the past helps us to better understand the present and to plan for the future. In history, events are studied in chronological order, meaning in the order in which they occurred. Chronology facilitates our understanding of the past. It allows us to see facts organized in a timeline, from oldest to most recent.

© SANTILLANA

Let's Do It!

1. Order the evolution of telephones chronologically, using numbers from 1 to 4.

EJEMPLAR DE MUESTRA
PROHIBIDA SU VENTA

2. Create a timeline of your life. Write the year in which each chosen event took place in the timeline. Start with your birthdate. Then you can add important events in your life, such as when you started school or when you adopted your first pet, etc.

© SANTILLANA

1 Checking Understanding

1. Match the concepts.

◯ A method to resolve conflicts.	**a.** self-concept
◯ Our ability to know, to value, and accept ourselves as we are.	**b.** self-esteem
◯ Our own image.	**c.** coexistence
◯ A value that consists of respecting other people's differences and actions.	**d.** negotiation
◯ Life in common between one or more people.	**e.** tolerance

2. Complete the paragraph with the words above.

collaborate | time | harmoniously | care | family

Each _____ is different. Every member must do their part to live _____. It is everyone's responsibility to _____ at home. Everyone must take care of one another and _____ the chores at home. Family members should also take _____ and spend _____ with each other.

3. Mark with an X the actions that you would take to resolve a conflict in an adequate manner.

a.	◯	scream at others	**d.**	◯	choose an alternative
b.	◯	propose a solution	**e.**	◯	ignore agreements
c.	◯	define the problem	**f.**	◯	respect each other

EJEMPLAR DE MUESTRA PROHIBIDA SU VENTA

© SANTILLANA

4. Use the color key to identify children's rights and duties.

Children's rights

Children's duties

a. To be loved and protected.

b. To have a balanced diet.

c. To have an education.

d. To help out with chores at home.

e. To respect others as they are.

f. To play, rest, and have fun.

5. Read the following three cases. Explain which right is not in compliance in each example. Compare your answers with a classmate and evaluate each other. Then, come to your own conclusions.

a. I fell and hurt my arm. My mom says it'll pass.

_____

b. I have not eaten and it is 8:00 p.m. My father came home with a bag of chips.

_____

c. I woke up early, but I don't want to go to school. My grandfather said that it's ok, that I don't have to go today if I don't want to.

_____

EJEMPLAR DE MUESTRA
PROHIBIDA SU VENTA

I Understand

1. Why is it important to learn to handle our emotions?
2. Which is the most appropriate method to resolve conflicts?